




2013 Grade 5 and 6 Student Questionnaire





1. My School is:

		Response Percent	Response Count
Crossett Brook Middle School		0.0%	0
Fayston Elementary School		100.0%	27
Moretown Elementary School		0.0%	0
Waitsfield Elementary School		0.0%	0
Warren School		0.0%	0
		answered question	27
		skipped question	0




2. I am in Grade:

		Response Percent	Response Count
5		59.3%	16
6		40.7%	11
		answered question	27
		skipped question	0



3. I am a:

		Response Percent	Response Count
Boy		37.0%	10
Girl		63.0%	17
		answered question	27
		skipped question	0












4. Since 1st grade, the number of schools I have attended is:

		Response Percent	Response Count
1		77.8%	21
2		18.5%	5
3		3.7%	1
4 or more		0.0%	0
		answered question	27
		skipped question	0













5. I work hard at school.

		Response Percent	Response Count
YES		92.6%	25
NO		0.0%	0
I DON'T KNOW		7.4%	2
answered question			27
skipped question			0




6. My favorite subjects are: (Choose all that apply.)

		Response Percent	Response Count
Reading		29.6%	8
Writing		51.9%	14
Math		40.7%	11
Science		18.5%	5
Social Studies		40.7%	11
Art		51.9%	14
Tech Ed		22.2%	6
FCS		0.0%	0
Music		22.2%	6
P.E.		66.7%	18
French		7.4%	2
Library		7.4%	2
Other (please specify)			2
		answered question	27
		skipped question	0


7. My least favorite subjects are: (Choose all that apply.)

		Response Percent	Response Count
Reading		36.0%	9
Writing		16.0%	4
Math		44.0%	11
Science		56.0%	14
Social Studies		16.0%	4
Art		16.0%	4
Tech Ed		4.0%	1
FCS		4.0%	1
Music		40.0%	10
P.E.		24.0%	6
French		68.0%	17
Library		36.0%	9
Other (please specify)			0
		answered question	25
		skipped question	2




8. I usually do my homework.

		Response Percent	Response Count
YES		92.6%	25
NO		3.7%	1
I DON'T KNOW		3.7%	1
answered question			27
skipped question			0




9. I am usually able to do my homework on my own.

		Response Percent	Response Count
YES		100.0%	27
NO		0.0%	0
I DON'T KNOW		0.0%	0
answered question			27
skipped question			0




10. I usually understand what my teachers want me to do.

		Response Percent	Response Count
YES		77.8%	21
NO		11.1%	3
I DON'T KNOW		11.1%	3
answered question			27
skipped question			0




11. I like school.

		Response Percent	Response Count
YES		37.0%	10
NO		44.4%	12
I DON'T KNOW		18.5%	5
answered question			27
skipped question			0



12. I am proud of my school.

		Response Percent	Response Count
YES		30.8%	8
NO		34.6%	9
I DON'T KNOW		34.6%	9
answered question			26
skipped question			1



13. I think I am getting a good education at this school.

		Response Percent	Response Count
YES		59.3%	16
NO		14.8%	4
I DON'T KNOW		25.9%	7
answered question			27
skipped question			0




14. I expect to graduate from high school.

		Response Percent	Response Count
YES		96.3%	26
NO		0.0%	0
I DON'T KNOW		3.7%	1
answered question			27
skipped question			0



15. I want to continue my education after high school.

		Response Percent	Response Count
YES		81.5%	22
NO		0.0%	0
I DON'T KNOW		18.5%	5
answered question			27
skipped question			0




16. I have an idea of what I want to do when I grow up.

		Response Percent	Response Count
YES		77.8%	21
NO		14.8%	4
I DON'T KNOW		7.4%	2
		answered question	27
		skipped question	0



17. I think I am a good student.

		Response Percent	Response Count
YES		92.6%	25
NO		7.4%	2
I DON'T KNOW		0.0%	0
		answered question	27
		skipped question	0




18. My teachers think I am a good student.

		Response Percent	Response Count
YES		63.0%	17
NO		11.1%	3
I DON'T KNOW		25.9%	7
		answered question	27
		skipped question	0




19. My teachers expect me to do good work.

		Response Percent	Response Count
YES		88.9%	24
NO		0.0%	0
I DON'T KNOW		11.1%	3
		answered question	27
		skipped question	0




20. My teachers help me learn.

		Response Percent	Response Count
YES		81.5%	22
NO		3.7%	1
I DON'T KNOW		14.8%	4
answered question			27
skipped question			0




21. My teachers give me extra help, when I need it.

		Response Percent	Response Count
YES		77.8%	21
NO		11.1%	3
I DON'T KNOW		11.1%	3
answered question			27
skipped question			0




22. My teachers are fair.

		Response Percent	Response Count
YES		59.3%	16
NO		22.2%	6
I DON'T KNOW		18.5%	5
answered question			27
skipped question			0




23. My teachers care about me.

		Response Percent	Response Count
YES		63.0%	17
NO		14.8%	4
I DON'T KNOW		22.2%	6
answered question			27
skipped question			0




24. My teachers listen to what I have to say.

		Response Percent	Response Count
YES		74.1%	20
NO		18.5%	5
I DON'T KNOW		7.4%	2
		answered question	27
		skipped question	0




25. My principal knows me.

		Response Percent	Response Count
YES		88.9%	24
NO		3.7%	1
I DON'T KNOW		7.4%	2
		answered question	27
		skipped question	0



26. My principal cares about me.

		Response Percent	Response Count
YES		77.8%	21
NO		3.7%	1
I DON'T KNOW		18.5%	5
		answered question	27
		skipped question	0




27. My principal is fair.

		Response Percent	Response Count
YES		77.8%	21
NO		3.7%	1
I DON'T KNOW		18.5%	5
		answered question	27
		skipped question	0




28. I have friends at school.

		Response Percent	Response Count
YES		85.2%	23
NO		0.0%	0
I DON'T KNOW		14.8%	4
answered question			27
skipped question			0




29. I get along with most of the other students.

		Response Percent	Response Count
YES		81.5%	22
NO		11.1%	3
I DON'T KNOW		7.4%	2
answered question			27
skipped question			0




30. Other students in my class help me to learn.

		Response Percent	Response Count
YES		48.1%	13
NO		37.0%	10
I DON'T KNOW		14.8%	4
answered question			27
skipped question			0




31. Other students in my class keep me from doing my work.

		Response Percent	Response Count
YES		25.9%	7
NO		66.7%	18
I DON'T KNOW		7.4%	2
answered question			27
skipped question			0




32. Adults show respect at my school.

		Response Percent	Response Count
YES		77.8%	21
NO		11.1%	3
I DON'T KNOW		11.1%	3
		answered question	27
		skipped question	0




33. I can talk to an adult at school about things that are important to me.

		Response Percent	Response Count
YES		63.0%	17
NO		25.9%	7
I DON'T KNOW		11.1%	3
		answered question	27
		skipped question	0




34. My school is kept clean.

		Response Percent	Response Count
YES		66.7%	18
NO		11.1%	3
I DON'T KNOW		22.2%	6
		answered question	27
		skipped question	0



35. I feel safe at school.

		Response Percent	Response Count
YES		77.8%	21
NO		18.5%	5
I DON'T KNOW		3.7%	1
		answered question	27
		skipped question	0




36. I feel safe when I ride the school bus.

		Response Percent	Response Count
YES		77.8%	21
NO		11.1%	3
I DON'T KNOW		11.1%	3
		answered question	27
		skipped question	0




37. I know the school rules.

		Response Percent	Response Count
YES		88.9%	24
NO		11.1%	3
I DON'T KNOW		0.0%	0
		answered question	27
		skipped question	0




38. I usually follow the school rules.

		Response Percent	Response Count
YES		81.5%	22
NO		11.1%	3
I DON'T KNOW		7.4%	2
		answered question	27
		skipped question	0




39. Most students follow the school rules.

		Response Percent	Response Count
YES		44.4%	12
NO		37.0%	10
I DON'T KNOW		18.5%	5
		answered question	27
		skipped question	0




40. School discipline is handled fairly.

		Response Percent	Response Count
Yes		51.9%	14
No		29.6%	8
I don't know		18.5%	5
		answered question	27
		skipped question	0




41. Students are recognized for good behavior at school.

		Response Percent	Response Count
YES		50.0%	13
NO		34.6%	9
I DON'T KNOW		15.4%	4
		answered question	26
		skipped question	1




42. Students are recognized for working hard at school.

		Response Percent	Response Count
YES		59.3%	16
NO		22.2%	6
I DON'T KNOW		18.5%	5
		answered question	27
		skipped question	0




43. Recess is fun.

		Response Percent	Response Count
YES		66.7%	18
NO		29.6%	8
I DON'T KNOW		3.7%	1
		answered question	27
		skipped question	0




44. Recess is safe.

		Response Percent	Response Count
YES		80.8%	21
NO		11.5%	3
I DON'T KNOW		7.7%	2
		answered question	26
		skipped question	1

45. I like the school lunch.

		Response Percent	Response Count
YES		25.9%	7
NO		63.0%	17
I DON'T KNOW		11.1%	3
		answered question	27
		skipped question	0

46. I read for pleasure at home.

		Response Percent	Response Count
YES		59.3%	16
NO		29.6%	8
I DON'T KNOW		11.1%	3
		answered question	27
		skipped question	0

47. What other things do you want to say about your school?

		Response Count
		20
		answered question
		20
		skipped question
		7